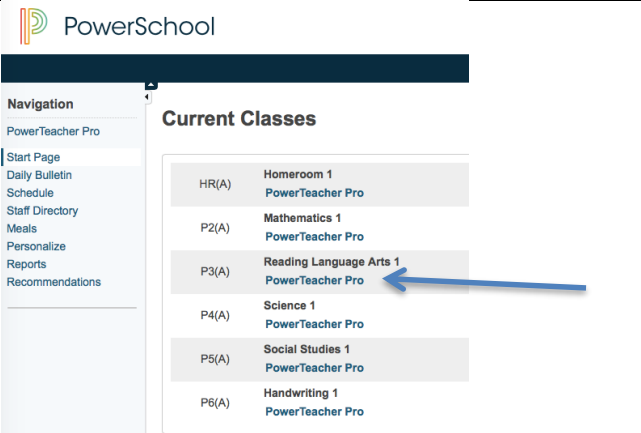
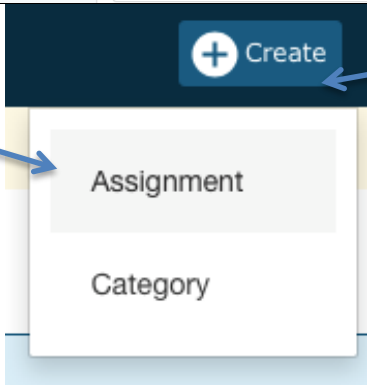
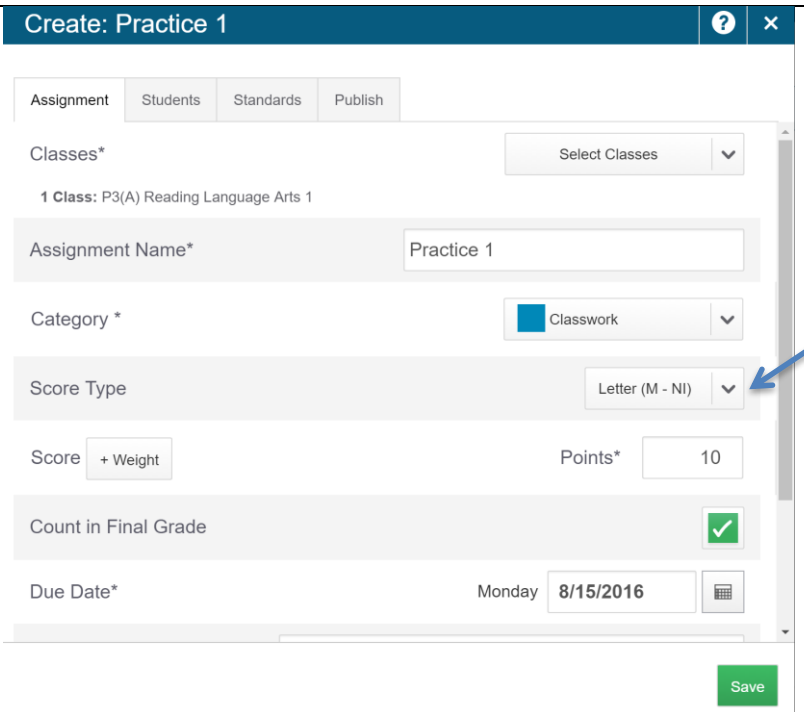


Creating a Standards Based Assignment in 1st/2nd Grade

<p>Click on the subject of RLA or Math</p>	 <p>The screenshot shows the PowerSchool interface. On the left is a 'Navigation' menu with options: PowerTeacher Pro, Start Page, Daily Bulletin, Schedule, Staff Directory, Meals, Personalize, Reports, and Recommendations. On the right is the 'Current Classes' section, which lists several classes. A blue arrow points to the 'Reading Language Arts 1' class, which is associated with 'PowerTeacher Pro'.</p>
<p>Click +Create Choose Assignment</p>	 <p>The screenshot shows a modal window for creating an assignment. At the top is a dark blue button with a white plus sign and the word 'Create'. Below this are two options: 'Assignment' and 'Category'. A blue arrow points to the 'Assignment' option.</p>
<p>Fill in the assignment name</p> <p>Be sure these are correct:</p> <p>Category- CLASSWORK or Assessment</p> <p>Score Type- LETTER (M-NI)</p>	 <p>The screenshot shows the 'Create: Practice 1' form. It has tabs for 'Assignment', 'Students', 'Standards', and 'Publish'. The 'Assignment' tab is active. The form includes the following fields:<ul style="list-style-type: none">'Classes*': A dropdown menu showing '1 Class: P3(A) Reading Language Arts 1'.'Assignment Name*': A text box containing 'Practice 1'.'Category *': A dropdown menu with 'Classwork' selected.'Score Type': A dropdown menu with 'Letter (M - NI)' selected. A blue arrow points to this dropdown.'Score + Weight': A section with a 'Points*' field containing '10'.'Count in Final Grade': A checkbox that is checked.'Due Date*': A date field showing 'Monday 8/15/2016'.A 'Save' button at the bottom right.</p>

Attaching STANDARDS to the Assignment

Click the STANDARD TAB
Check the standards that apply

SAVE the assignment

Create: Practice 1

AssignmentStudentsStandardsPublish

Classes
1 Class: P3(A) Reading Language Arts 1

Show Selected StandardsAdd/Edit Standards

FILTER

1.ELA.L.1 - L.1	<input checked="" type="checkbox"/>
1.ELA.L.2 - L.2	<input checked="" type="checkbox"/>
1.ELA.L.4 - L.4	<input checked="" type="checkbox"/>
1.ELA.L.5 - L.5	<input type="checkbox"/>
1.ELA.L.6 - L.6	<input type="checkbox"/>
1.ELA.RF.1 - RF.1	<input type="checkbox"/>
1.ELA.RF.2 - RF.2	<input type="checkbox"/>
1.ELA.RF.3 - RF.3	<input type="checkbox"/>

Save

Press the X at the top right to close the assignment details

X

ADDING MASTERY LEVELS TO ASSIGNMENTS

Open the assignment by clicking the title of the assignment either from the assignment list or scoresheet

Click in the standards box to enter your mastery level for each standard

CLICK SAVE

CATEGORYASSIGNMENTSSCOREDDUE DATESCORE TYPEEDIT

Class	1. Practice 1	0 / 14	8/19/2016	Points pts: 10	
-------	---------------	--------	-----------	-------------------	--

1.ELA.L.2 L.2

Show More

Grade Scale Type: (M - NI)

STUDENTS (14)	SCORE (8/19/2016)	1.ELA.L.1	1.ELA.L.2	1.ELA.L.4
1. Ankrom, Lilah		M	D	
2. Battles, Sophia				
3. Chambers, Jarett				
4. Epton, Carson				
5. Hassan, Brookelynn				

Save